www.facebook.com/specialhobby/

Ohnuté 3D tisky narovnejte ponořením do horké vody, srovnejte je a zchlaďte studenou vodou. K lepení použít kyanoakrylátové lepidlo! Kontaktní plochy doporučujeme před lepením odmastit. Různé drátky a tyčinky nejsou přiloženy.

Bent 3D printed parts: put them into hot water, straighten them and cool them in cold water. For best result use cyanoacrylate glue! Ungreasing contact areas is recommended before gluing. Wires and rods not included.

Special Hobby also offers 1/35 3D printed sets P35022 MG 34/41 German WWII Machine Gun (2 pcs.) and P35024 Sd.Kfz 251C MG 34 with armor shiels and pivot mount



P35022 **P35024**

more at www.specialhobby.eu

Special Hobby, Mezilesí 718, CZ - Praha 9, 193 00, e-mail: office@specialhobby.eu

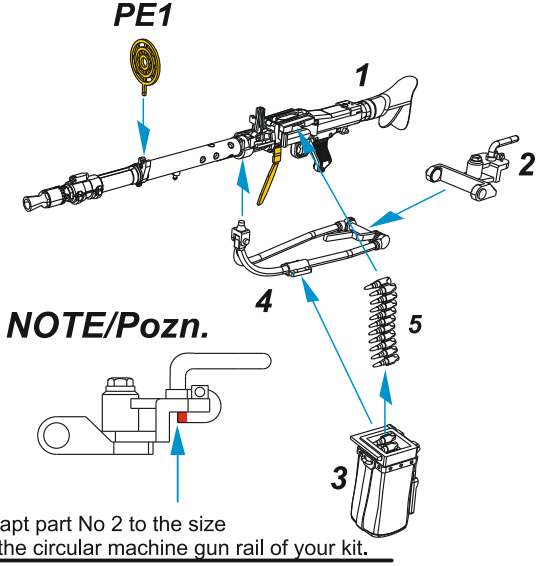

Adapt part No 2 to the size of the circular machine gun rail of your kit.
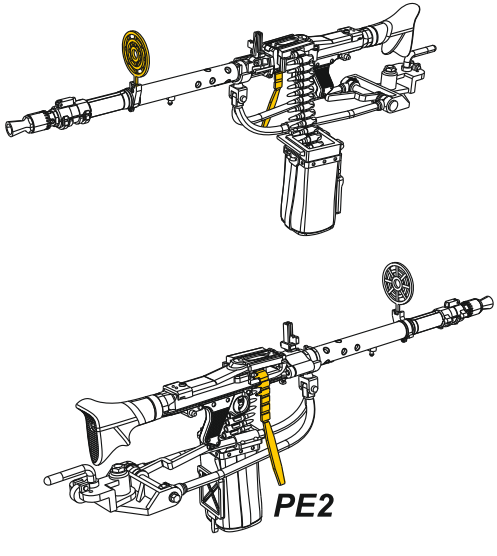
Díl č.2 upravte dle velikosti oběžného kruhu modelu, na který kulomet instalujete.