

Visit our official website and e-shop at
www.cmkkits.com

4221
1/48

TSR - 2
Electronics Bay
 for Airfix kit



Díly ohnuté popř. pokroucené vlivem teplotních změn a stárnutí materiálu, mohou být narovnány do požadovaného tvaru pomocí proudu teplé vody nebo vzduchu (fén na vlasy).

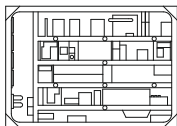
Parts slightly distorted and bended owing to temperature changes or due to material ageing can be straightened to requested shape by hot water or hot air jet. (hair dryer)

This process can be repeated till result is entirely satisfactory.

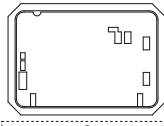
K lepení použít kyanoakrylátové lepidlo!
 For best result gluing use cyanoacrylate glue!

Kontaktní plochy doporučujeme před lepením odmastit
 Contact areas ungrease is recommended before gluing.

Polyurethane parts PUR



1



2

2x

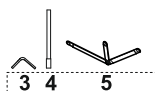
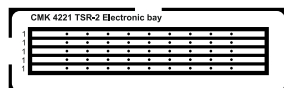


Photo etched parts PP



NEW ITEMS SETS 1/48

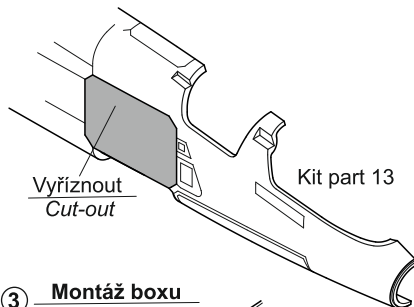
- 4220 TSR-2 Interior set for Airfix kit
- 4222 TSR-2 Nose undercarriage bay set for Airfix kit
- 4223 TSR-2 Equipment set for Airfix kit
- 4224 TSR-2 Exhausts nozzles set for Airfix kit
- 4225 TSR-2 Airbrakes set for Airfix kit
- 4226 TSR-2 Undercarriage bays set for Airfix kit
- 4227 TSR-2 Undercarriage legs set for Airfix kit
- 4228 TSR-2 Control surfaces set for Airfix kit

BARVY / COLORS

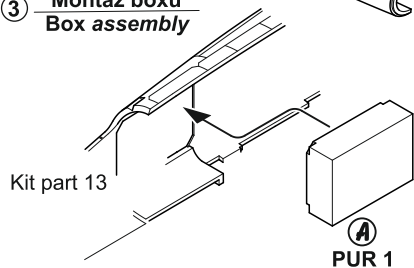
HUMBROL

A Bílá / White	20
B Červená / Red	60

① Úprava dílů modelu / Kit parts adjustment



③ Montáž boxu / Box assembly



② Montáž leptů / Photoetched parts assembly

!
 Díly PP 1 zkrátte podle vyřiznutého otvoru
 Jeden díl PP 1 je náhradní
 Cut PP1 according to the opened hole
 1x PP1 spare part

④ Dokončení / Final assembly

