F48396
1/48

Slaughtered pig suspended on a pulley

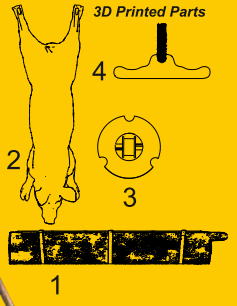

S tištěnými figurkami pracujte podobně jako s resinovými. Opatrně odstraňte tiskové podpory, silnější pomocí žiletkové pilky, tenké odlomením pinzetou nebo prsty. Očištěnou figurku nastříkejte základovou barvou (surfacerem) a barvěte modelářskými barvami.

You can work with printed figures the same way you work with resin figures. Carefully remove the print supports - use a razor saw for the thicker ones, the thinner ones can be broken off with tweezers or just fingers. Once the figure has been cleaned, spray it with a surfacer, and use modeler paint.

Visit our official website and e-shop at
www.cmkkits.com
www.specialhobby.eu
www.facebook.com/specialhobby/

H1020
Razor Saw Profi Set

The set contains one holder, one H1018 Triangle Razor Saw and one H1019 Multi-shift Razor Saw.
Attach the razor blade to the holder as shown in the pictures using the plate with holes and screws.

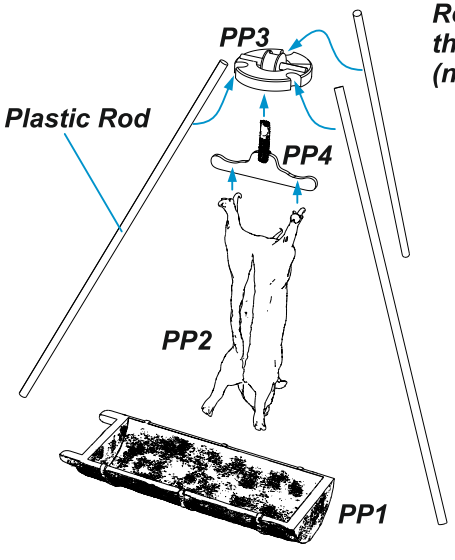

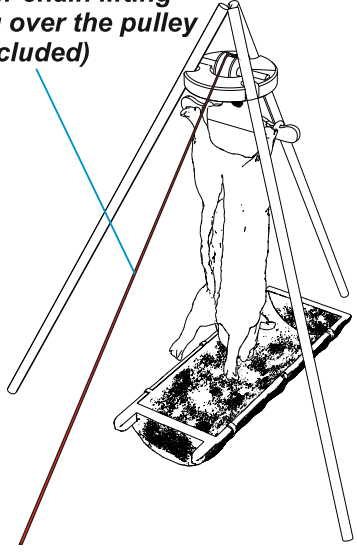

Special Hobby also offers these 1/48 resin animals. A must-have for your dioramas!

F48392
Afrikakorps Soldier Prodding Unwilling Camel

F48394
Sow with piglets