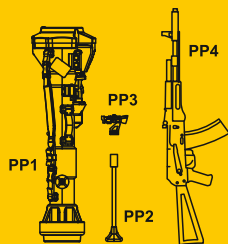



F35 379 Ukrainian Soldier
1/35 with NLAW and AK-74MN



3D-Printed Parts



PUR - Polyurethane parts



Decals



© Special Hobby 2022


Resinové díly ohnuté popř. pokroučené vlivem teplotních změn a stárnutí materiálu, mohou být narovnaný do požadovaného tvaru pomocí proudu teplé vody nebo vzduchu (fén na vlasy). Ohnuté 3D tisky narovnejte ponořením do horké vody, srovnějte je a zchlaďte studenou vodou. K lepení použít kyanoakrylátové lepidlo! Kontaktní plochy doporučujeme před lepením odmastit.

Různé drátky a tyčinky nejsou přiloženy.

Parts slightly distorted and bent owing to temperature changes or due to material aging can be straightened to requested shape by hot water or hot air jet (hair dryer). This process can be repeated till result is entirely satisfactory. You can also correct bent 3D printed parts: put them into hot water, straighten them and cool them in cold water. For best result use cyanoacrylate glue! Ungreasing contact areas is recommended before gluing.

Wires and rods not included.

Visit our official website and e-shop at
www.cmkkits.com
www.specialhobby.eu
www.facebook.com/specialhobby/



H1020
Razor Saw Profi Set

The set contains one holder, one H1018 Triangle Razor Saw and one H1019 Multi-shift Razor Saw. Attach the razor blade to the holder as shown in the pictures using the plate with holes and screws.

