Beaufighter Mk.II, KP-K/T3145, No.409 (Canadian) Squadron RAF, Coleby Grange, late 1941.
The first member of this squadron to shoot down an enemy with this plane was the commander, W/C P.Y.Davoud. In 1944 this outstanding officer commanded the 143th Canadian RAF wing and by the end of the war he had been decorated with the following: DSO; DFC; OBE; Croix de Guerre with Palm Leaf, Legion of Honour; Order of Orange Nassau.

Beaufighter Mk.II, KP-K/T3145, No.409 (Canadian) Squadron RAF, Coleby Grange, podzim 1941. S tímto letounem dosáhl prvního sestřelu této squadrony její velitel W/C P.Y. Davoud. Tento vynikající důstojník v roce 1944 velel 143. kanadskému křídlu RAF , válku zakončil s těmito vyznamenáními: DSO; DFC; OBE; Croix de Guerre with Palm Leaf, Legion of Honour, Order of Orange Nassau

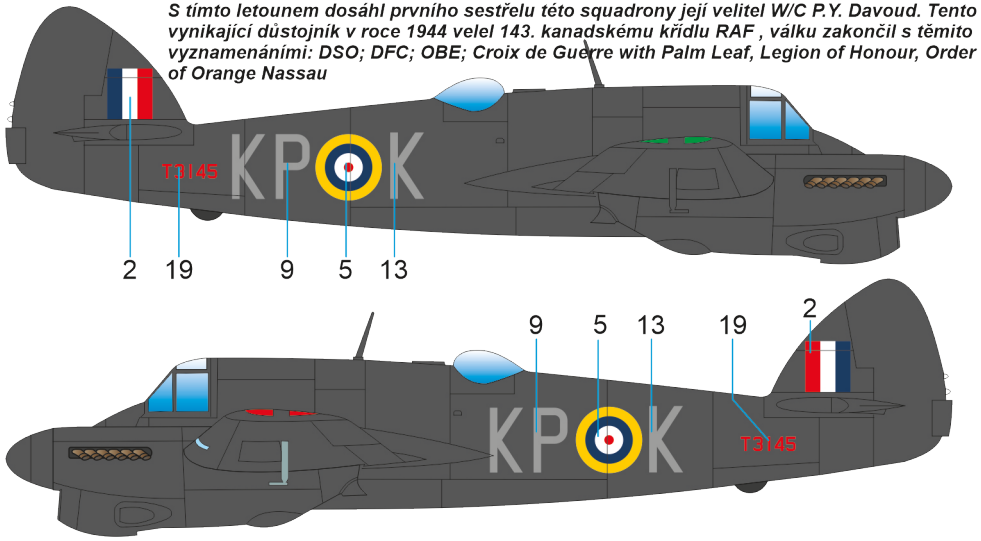

Beaufighter Mk.II, LI-P/T3223 No. 798 Squadron FAA, Lee-on-Solent, 1944.
On August 15, 1944, Lt. L. A. Durley severely damaged the plane while landing. The plane had to be put out of service.

Beaufighter Mk.II, LI-P/T3223 No. 798 Squadron FAA, Lee-on-Solent, 1944.
15.8. 1944 byl letoun těžce poškozen při přistání Lt. L.A. Durleyem a odepsán.

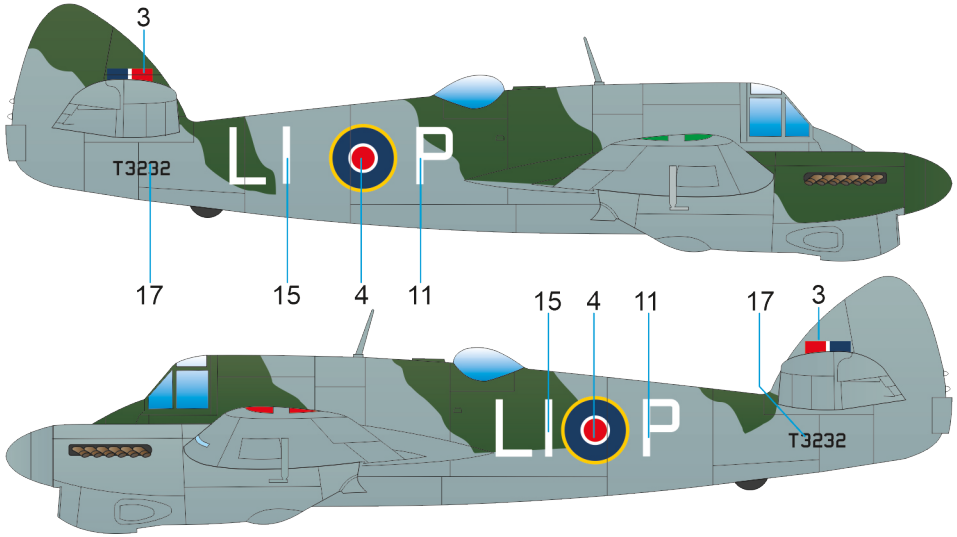

CMK

Odlévaný set / *All resin set*

7490
1/72

Beaufighter Mk.II Late Type
Conversion Set

for Airfix Beaufighter Mk.X kit

Visit our official website and e-shop at
www.cmkkits.com
www.specialhobby.eu

PUR - Polyurethane parts

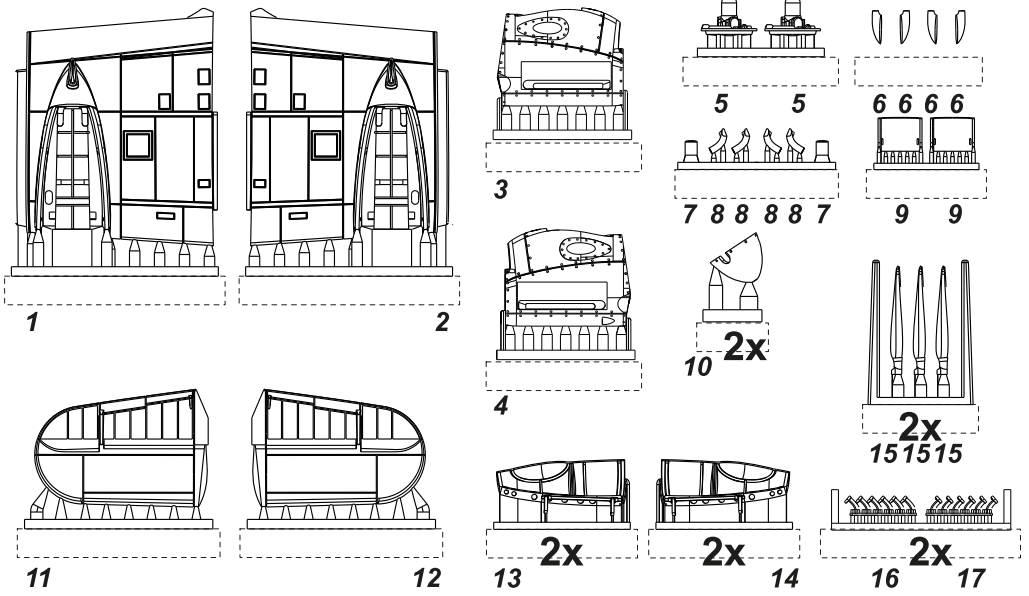

Decal Sheet

PE Parts

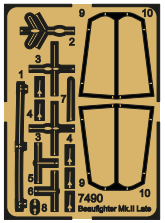

Díly ohnuté popř. pokroucené vlivem teplotních změn a stárnutí materiálu, mohou být narovnány do požadovaného tvaru pomocí proudu teplé vody nebo vzduchu (fén na vlasy). Různé drátky a tyčky nejsou přiloženy. Kontaktní plochy doporučujeme před lepením odmastit.

Parts slightly distorted and bent owing to temperature changes or due to material ageing can be straightened to requested shape by hot water or hot air jet (hair dryer). This process can be repeated till result is entirely satisfactory. Wires and rods not included. It is recommended to remove grease from contact areas

K lepení použít kyanoakrylátové lepidlo! / For best gluing results use cyanoacrylate glue!

SYMBOLS

MOŽNOST VOLBY OPTIONAL NACH BELIEBEN OPTION	POUŽÍT KYANOAKRYLÁTOVÉ LEPIDLO INSTANT CYANOACRYLATE GLUE ZYANOAKRYLATKLEBER ADHÉSIF CYANOACRYLAT	OHNOUT BEND BIEGEN COURBER	ZHOTOVIT NOVĚ SCRATCH BUILD FERTIGSTELLEN ACHEVER	ŘEZAT/VRTAT CUT OFF/DRILL ENTFERNEN DETACHER	GSI colours code NATŘÍT COLOUR FARBEN PEINDRE

Producer: Special Hobby, Mezilesí 718, 193 00 Praha 9, Czech Republic

Note/Pozn.
This instruction sheet only shows the build steps related to the conversion itself . While assembling the kit styrene parts, refer to the original Airfix Beaufighter Mk.X instruction booklet. (the 2015 release or its later reboxings).
Stavební návod ukazuje jen kroky použití konverzních dílů. Při lepení plastových dílů postupujte dle návodu stavebnice Beaufighter Mk.X (stavebnice Airfix vydaná v roce 2015 a její pozdější přebaly).

STEP 1

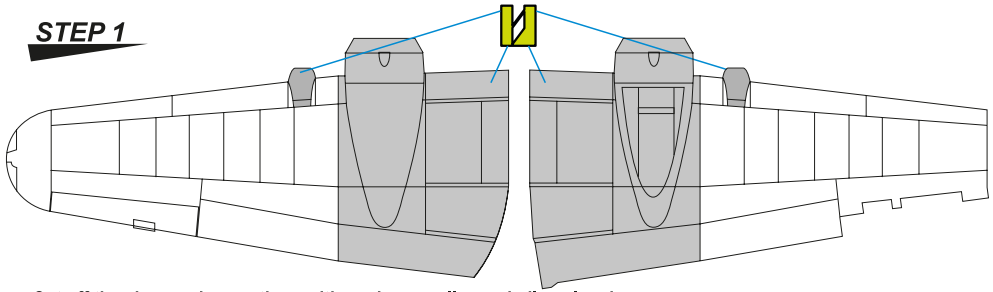

Cut off the shown wing sections with engine nacelles and oil cooler air intakes. File off the rest of the intakes, fill with putty and sand the leading edge smooth.
Odřízněte části křídla s motorovými gondolami a přední části chladičů oleje. Zbylou část chladičů odbrušte a zatmelte náběžnou hranu křídla do hladka.

STEP 2

2x

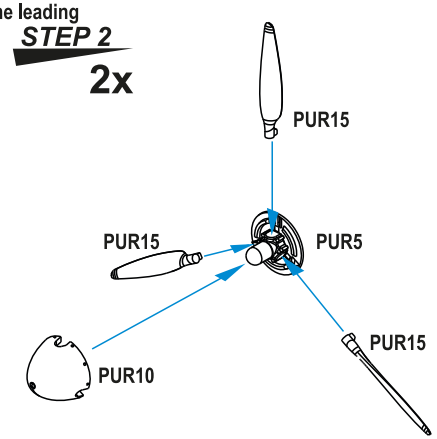

STEP 3

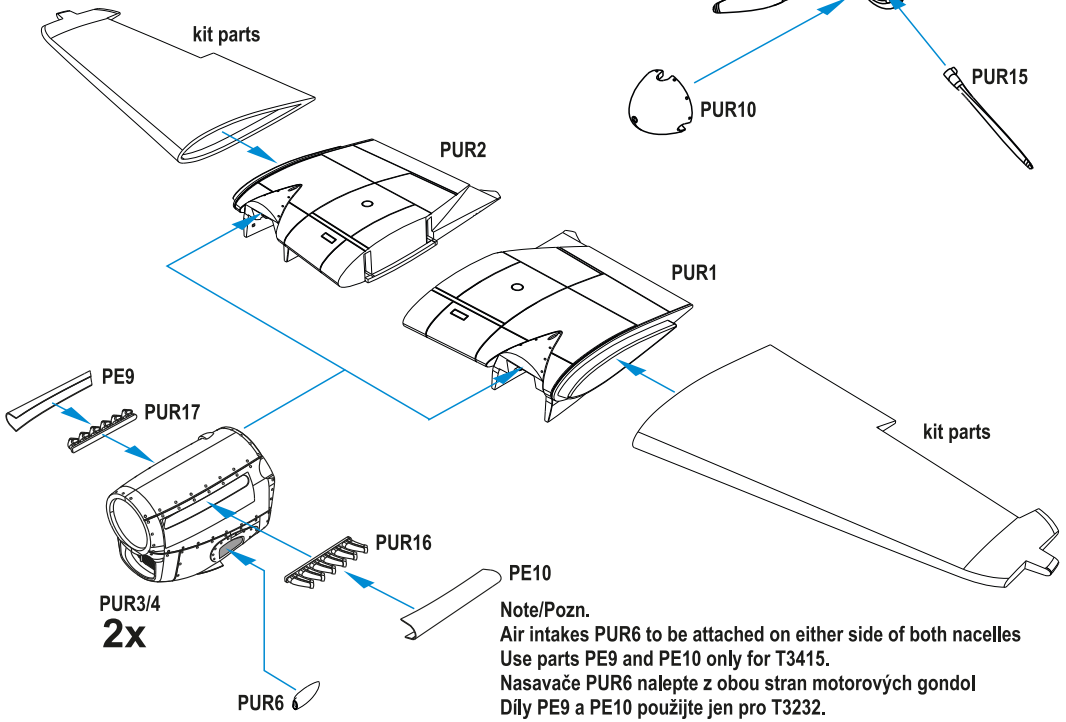

Note/Pozn.
Air intakes PUR6 to be attached on either side of both nacelles
Use parts PE9 and PE10 only for T3415.
Nasavače PUR6 nalepte z obou stran motorových gondol
Díly PE9 a PE10 použijte jen pro T3232.

Beaufighter Mk.II, ZJ-M/T3415, No.96 Sqn. RAF, S/L Richard 'Dickie' Haine, Wrexham base, England, May 1942. Later during the war Haine, later a G/C with OBE and DFC, shot down five enemy planes.

Beaufighter Mk.II, ZJ-M/T3415, No.96 Sqn. RAF, S/L Richard 'Dickie' Haine, základna Wrexham, Anglie, květen 1942. Během války pozdější G/C Haine, OBE, DFC dosáhl pěti sestřelů

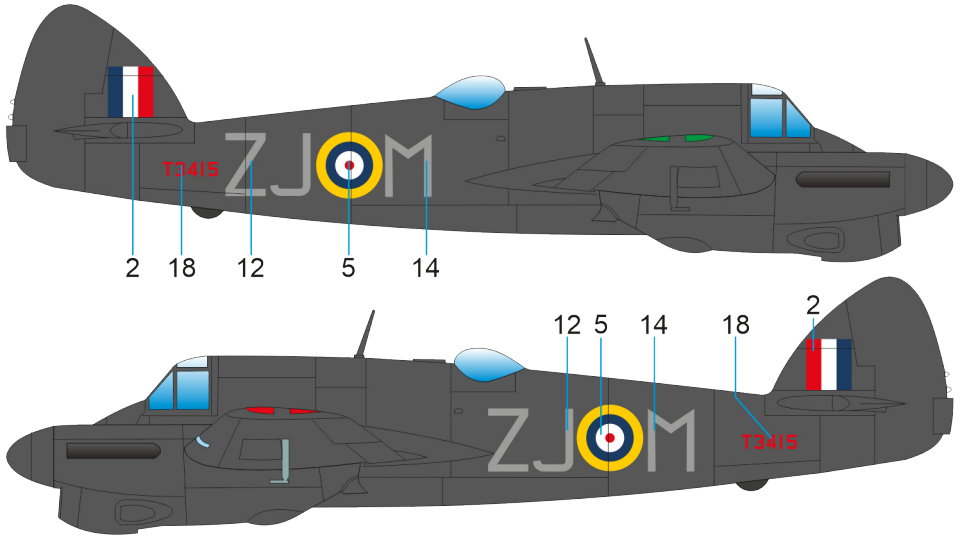

Beaufighter Mk.II, RX-B/T3017, No. 456 Sqn. RAAF, S/L Charles G.C. Olive, CBE, DFC, Walley base, Aglesey island, Wales, 1942. Ch. G. C. Olive shot down six enemy planes (as a Spitfire pilot between 1940-1941).
Beaufighter Mk.II, RX-B/T3017, No.456 Sqn. RAAF, S/L Charles G.C. Olive, CBE, DFC, základna Walley, ostrov Aglesey, Wales, 1942. Ch. G.C. Olive sestřelil šest nepřátelských strojů (jako pilot Spitfiru v letech 1940-41)

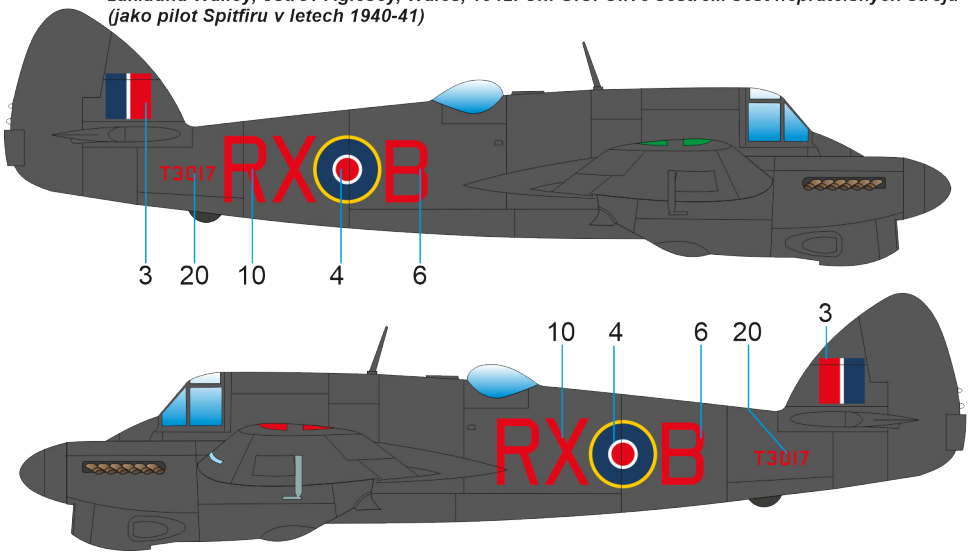

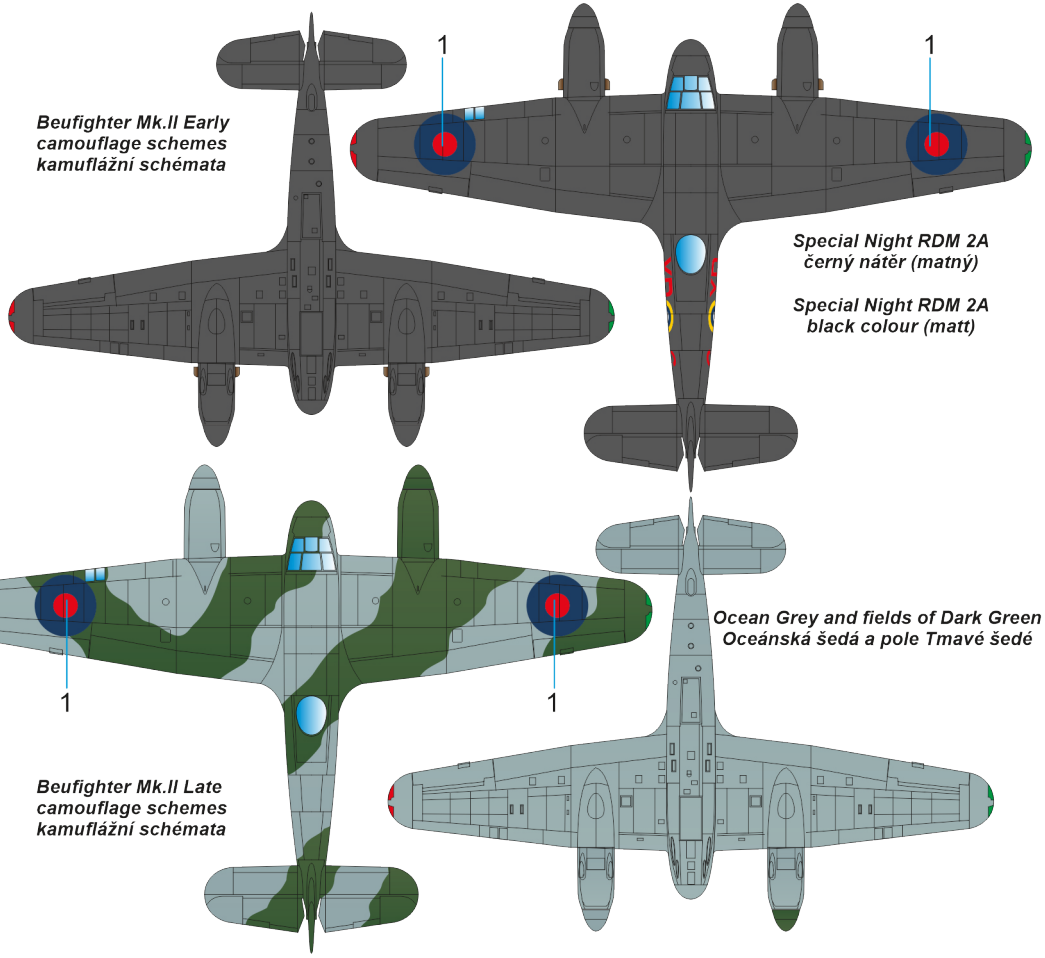

Beufighter Mk.II Early
camouflage schemes
kamuflážní schémata

Special Night RDM 2A
černý nátěr (matný)

Special Night RDM 2A
black colour (matt)

Ocean Grey and fields of Dark Green
Oceánská šedá a pole Tmavé šedé

Beufighter Mk.II Late
camouflage schemes
kamuflážní schémata

Beaufighter Mk.II, EW-U/T3048, No.307 (Polish) Squadron RAF, Exeter, 1942.
Beaufighter Mk.II, EW-U/T3048, No.307 (Polish) Squadron RAF, Exeter, 1942.

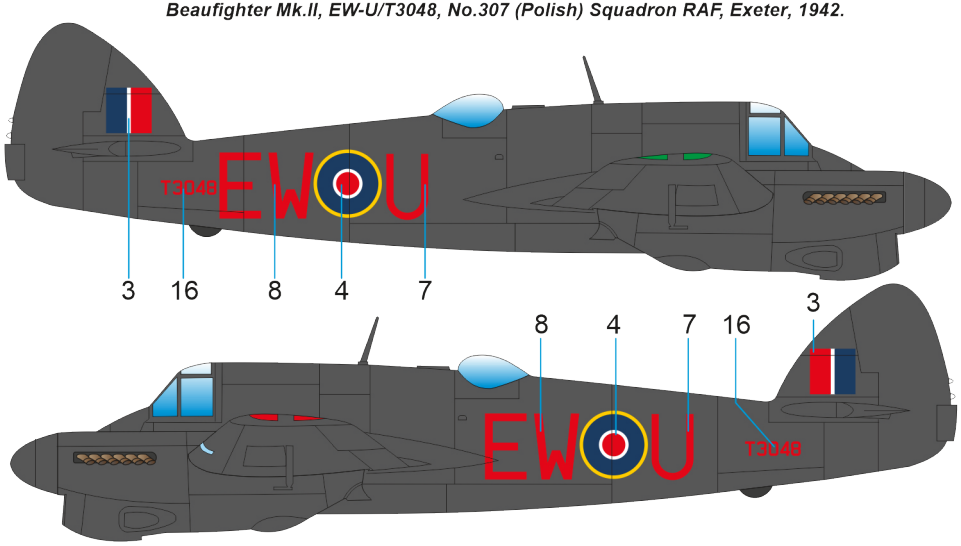

STEP 4

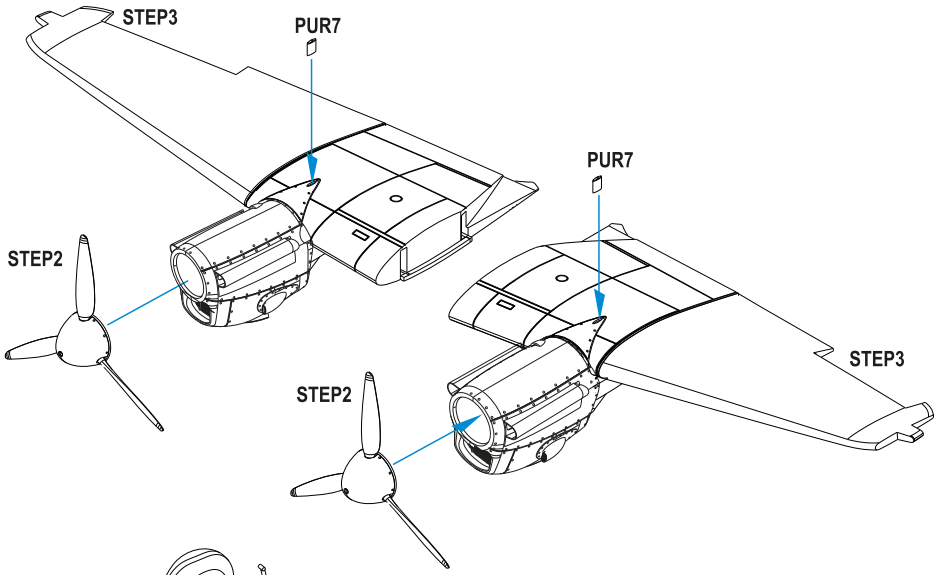

STEP 5

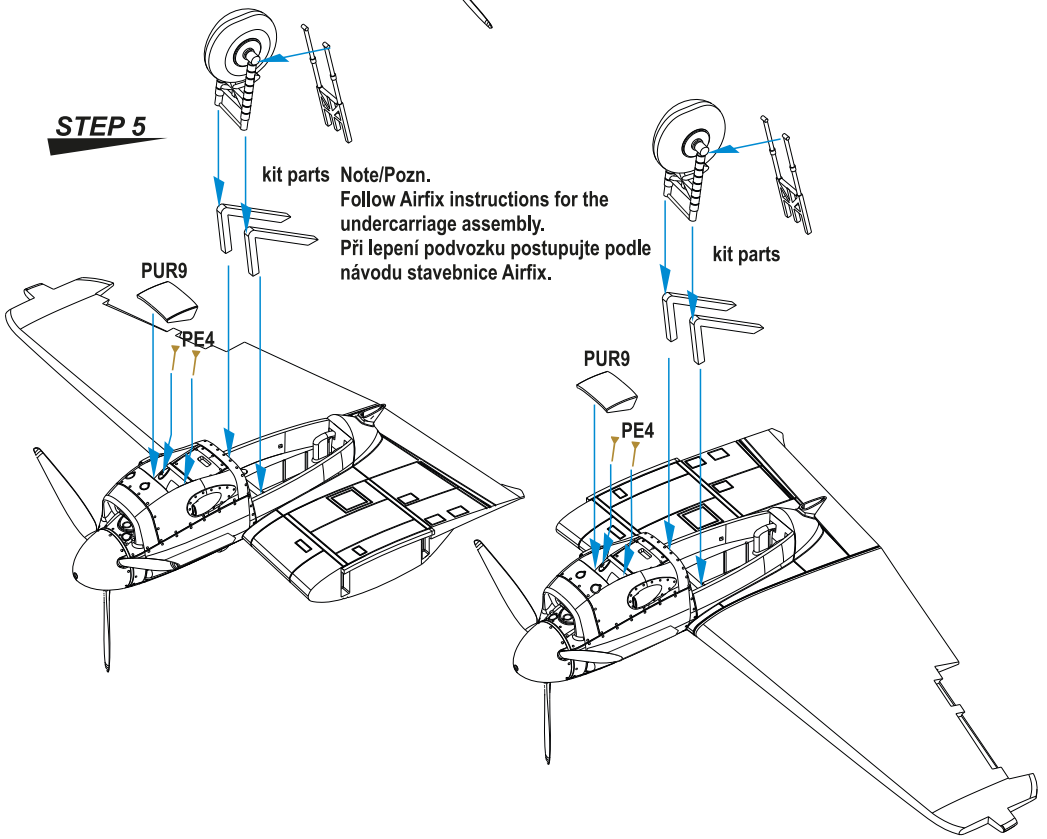

STEP 6

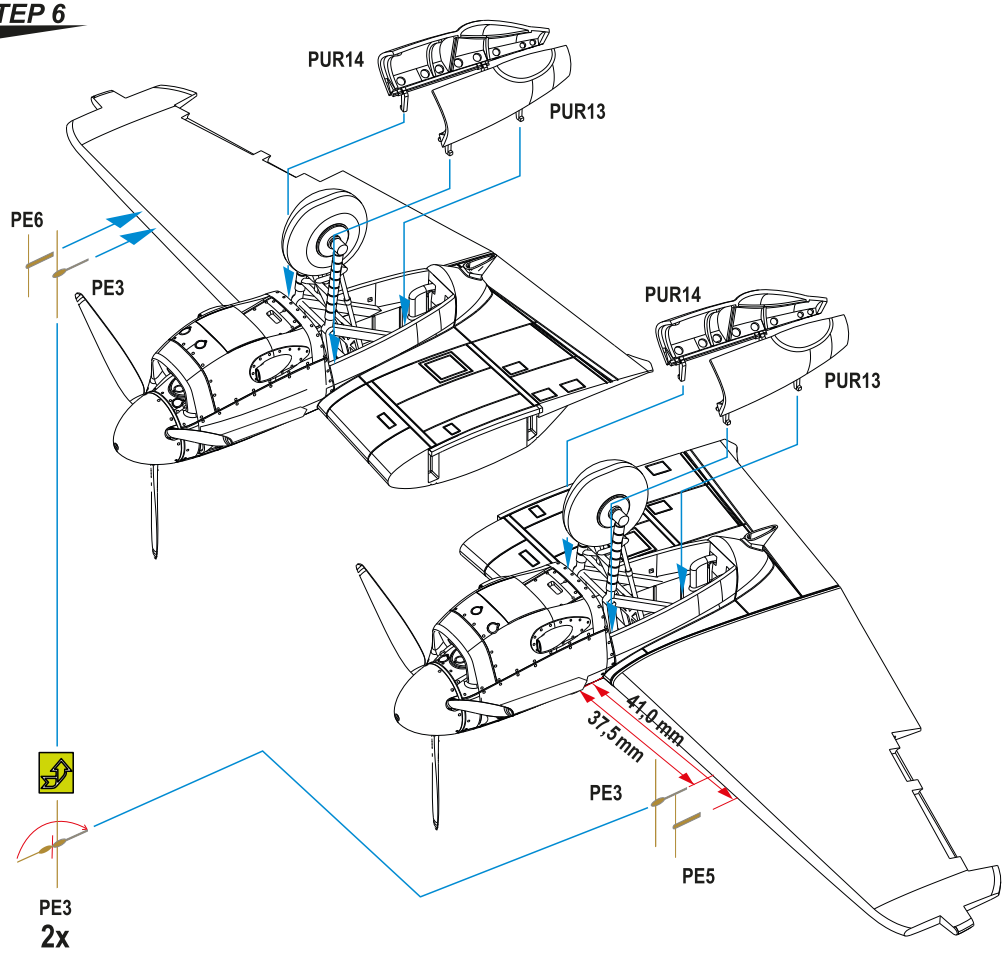

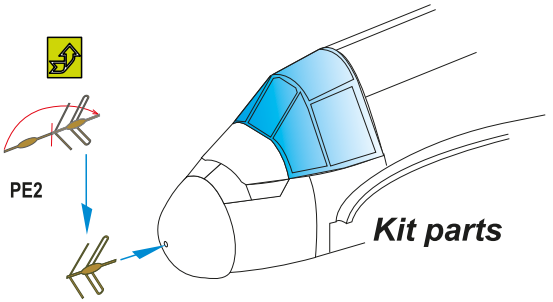

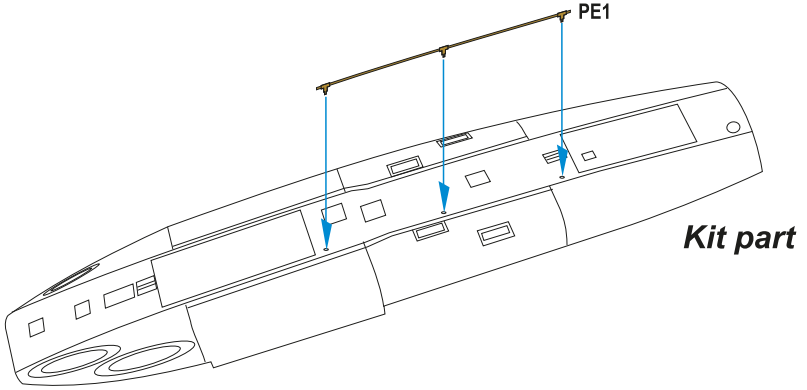

STEP 7

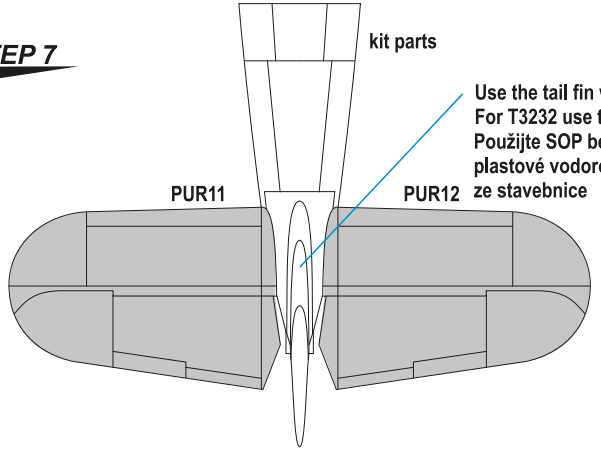

Use the tail fin without fillet (kit parts A3, A4).
For T3232 use the plastic tailwing with from the kit.
Použijte SOP bez kýlu (díly A3, A4), pro T3232 použijte plastové vodorovné ocasní plochy se vzepětím ze stavebnice



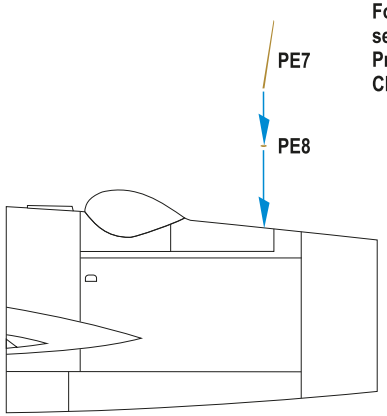

For your Beaufighter Mk.II model also get CMK resin wheel set no.7480.
Pro stavbu modelu Beaufighter Mk.II doporučujeme použít CMK resinová kola 7480