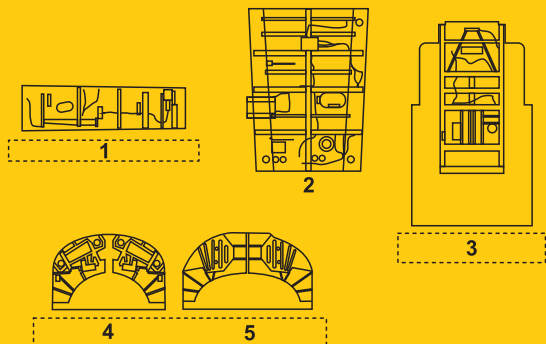


7471  
1/72

## F-16MLU Fighting Falcon Wheel Bays for Revell kit

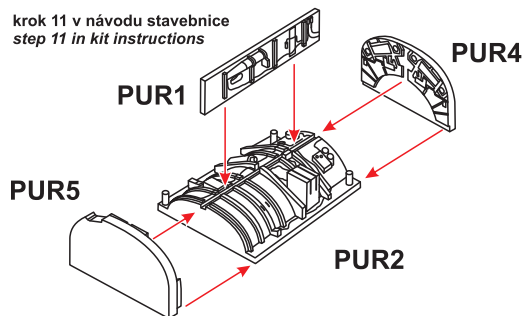


PUR - Polyurethane parts

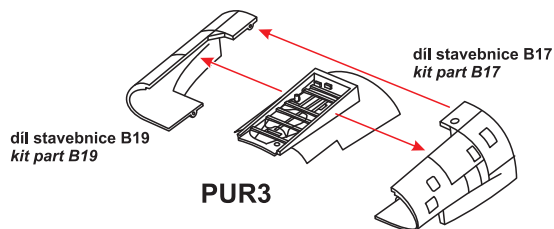


© Special Hobby 2021

krok 11 v návodu stavebnice  
step 11 in kit instructions



krok 11 v návodu stavebnice  
step 11 in kit instructions



Díly ohnuté popř. pokroucené vlivem teplotních změn a stárnutí materiálu, mohou být narovnané do požadovaného tvaru pomocí proudu teplé vody nebo vzduchu (fén na vlasy). K lepení použít kyanoakrylátové lepidlo! Kontaktní plochy doporučujeme před lepením odmastit. Různé drátky a tyčinky nejsou přiloženy.

*Parts slightly distorted and bent owing to temperature changes or due to material ageing can be straightened to requested shape by hot water or hot air jet (hair dryer). This process can be repeated till result is entirely satisfactory. For best result use cyanoacrylate glue! Contact areas ungrease is recommended before gluing. Wires and rods not included.*

Visit our official website and e-shop at

[www.cmkkits.com](http://www.cmkkits.com)

[www.specialhobby.eu](http://www.specialhobby.eu)

[www.facebook.com/specialhobby/](https://www.facebook.com/specialhobby/)



OTHER 1/72 SETS / OSTATNÍ SETY 1/72



**CMK H1010**


The Razor Saw with Handle (cat. n. H1010)  
is a great tool for cutting both plastic and resin.

CMK also offers a wide variety  
of coarse / medium / fine saws.

Special Hobby, Mezilesí 718, Praha 9, 193 00, Czech Republic  
e-mail: [office@specialhobby.eu](mailto:office@specialhobby.eu)

**Special Hobby also offers  
in the 1/72 CMK line:**

129-7470  
F-16MLU Cockpit  
(Revell kit)



129-7472  
F-16MLU Gun Bay  
(Revell kit)

